


Boxed Puzzles



**WTL 568
Snow White Puzzle**



**WTL 1725
Clementoni Family
Jigsaw**




**WTL 1726
Goofy Jigsaw**




**WTL 1164
Thomas and Henry
Puzzle**




**WTL 1265
Thomas and Percy
Puzzle**



**WTL 1417
Noah's Ark Puzzle**




**WTL 1418
Shop Puzzle**



**WTL 1420
I Spy 'A' is for... Puzzle**



**WTL 1565
Little Mermaid Puzzle**



WTL 1637
Dora the Explorer
Puzzle



WTL 1639
Flowerlot Garden
Puzzle



WTL 1640
Winnie the Pooh Puzzle



WTL 1675
Bob the Builder Trio
Puzzles