


Floor Puzzles



WTL 687
Look 'n' Listen - Farm



WTL 688
Look 'n' Listen - Transport



WTL 733
Farm Floor Puzzle




WTL 734
Noah's Ark Floor Puzzle



WTL 774
Alphabet Floor Puzzle



WTL 777
Hot Air Balloon Puzzle



WTL 785
Playground Floor Puzzle



WTL 786
Big Cement Mixer Puzzle



WTL 787
Big Doll House Puzzle



**WTL 788
Big Crane**




**WTL 917
Thomas The Tank
Engine**



**WTL 922
Giant Nursery Rhymes**



**WTL 1176
Combine Harvester**



**WTL 1215
My First ABC**



**WTL 1253
I Spy 123**



**WTL 1314
Toy Cupboard**



**WTL 1410
Gingerbread House**



**WTL 1464
Underwater**



**WTL 1465
Jungle**



**WTL 1535
Alphabet**



**WTL 1539
101 Dalmations**



**WTL 1613
Magical Castle**



**WTL 1614
Big Bus**



**WTL 1616
Farm**



**WTL 1710
What Animals Eat**